

Gumdale State School Year 5 App List

PAID APPS - To be downloaded by families. Not included on the Digital Subscriptions Student Resource Scheme



Book Creator for iPad \$5.99



Green Screen by Do Ink \$7.99



Pic Collage EDU \$2.99

APPLE APPS - These come free with the iPad iOS, please do not delete them




Books



Calculator




Clips




Freeform



GarageBand



iMovie



Keynote



Notes



Numbers



Pages



Safari



Voice Memo

FREE APPS - To download



10 Minutes a Day



Canva



Clicker Books



Clicker Talk



Clicker Writer



Clickview



Dictionary.com



Epic!



Geoboard by MLC



Google Earth



Kahoot!



Math Clock by MLC



Mathletics



Microsoft Excel



Microsoft PowerPoint



Microsoft Word



Minecraft EDU



NAPLAN



Padlet



Prodigy



Reading Eggs




Shapes 3D



Showbie



Socrative Student



Sora



Tayasui Sketches



Word Hippo

DIGITAL TECHNOLOGY APPS – Free apps to download




Drone Blocks



Lego EV3




Lego Spike




Scratch JR



Sphero EDU



Sphero Play



Tello



Tello EDU



TinkerCad



WeDo 2.0

Recommendations

In addition, students in 2025 will require:

- **Bluetooth Keyboard** (Keyboards are only required for Year 2 to 6 students only)
- **All Apps as per Year Level list** Apps must be paid for and installed by the parent ready for the first day of school 2025.
- An **iPad cover** that will provide robust protection.
- **Headphones** (over the head style).
- **Carry case or laptop bag.**
- **Tempered glass screen protector** for the iPad (**Optional but highly recommended**).
- **Microfiber cloth** for cleaning iPad.
- **USB-C Digital to 3.5mm headphone Audio Adapter (If the iPad has a USB-C charging port)**

Year 2 – 6 The benefits of a physical keyboard over the onscreen one.

While the on-screen keyboard works well for shorter typing sessions, a physical keyboard significantly enhances typing speed, accuracy, and tactile feedback—benefits that are especially important for students. A physical keyboard also better prepares students for high school requirements and is necessary for those taking NAPLAN. When purchasing an iPad cover with an attached keyboard or a Bluetooth keyboard, we strongly recommend selecting models with securely attached keys to prevent them from being easily removed. Examples are provided below:

<https://www.logitech.com/en-au/products/keyboards/k380-multi-device.920-009580.html>

<https://www.logitech.com/en-au/product/slim-folio-ipad-keyboard-case>

Creating Shortcuts

Year 5 students will need to access the following programs. To make it easier, please add shortcuts to your child's iPad home screen by following these steps:

Open the below links in Safari > Tap the Share icon (the square with an arrow pointing out of it) > Scroll down and click on the add to home screen this will create a shortcut on the home screen of your child's iPad for easy access.

Program	Link
Renaissance	https://global-zone60.renaissance-go.com/welcomeportal/1480240
Scratch	https://scratch.mit.edu/
Stile Education	https://stileapp.com/login
Study Ladder	https://www.studyladder.com.au/login/account